

The image features a large, semi-circular graphic on the left side, composed of concentric blue and white arcs. The background is a photograph of an industrial testing facility, likely a wind tunnel, with a car chassis being tested. Two large spotlights illuminate the scene from above. A computer monitor in the upper right corner displays various data graphs and charts. The company name is centered in the lower half of the image.

SL *Corporation*

2019

- This document is provided for the convenience of investors only, before the completion of an external audit. Some figures may be subject to change according to audit outcomes.
- As the forward-looking statements this release may contain are based on the company's own business outlook, they may differ from the real result. Therefore, the responsibility for investment on this material is imputed only to investors.
- The financial information in this document are considered earnings results based on K-IFRS



General Info.

- Establishment : May 22nd, 1954
- IPO : November 8th, 1988
- Representative Directors : Mr. Choong Kon Lee, Mr. Sung Yup Lee, Mr. Han Young Kim
- Shareholders : The largest shareholders 66.6%, National Pension 6.5%, Shinyoung Asset 4.1%, Stanley 6.8%, Hella 1.6% (As of Apr. 2019)

Vision

Manageable Growth with Customer-centric Innovation

고객을 위한 혁신, 균형 있는 성장

Meaning



Manageable Growth

핵심 사업을 중심으로 관리 가능한 범위 내에서 지속적으로 성장



Customer-centric

고객 밀착과 혁신을 통해 고객과 함께 동반 성장

*ADAS: Advanced Driver Assistance System






Lighting

- Revenue: 2,202.1 bil. KRW (55%)



Shifter

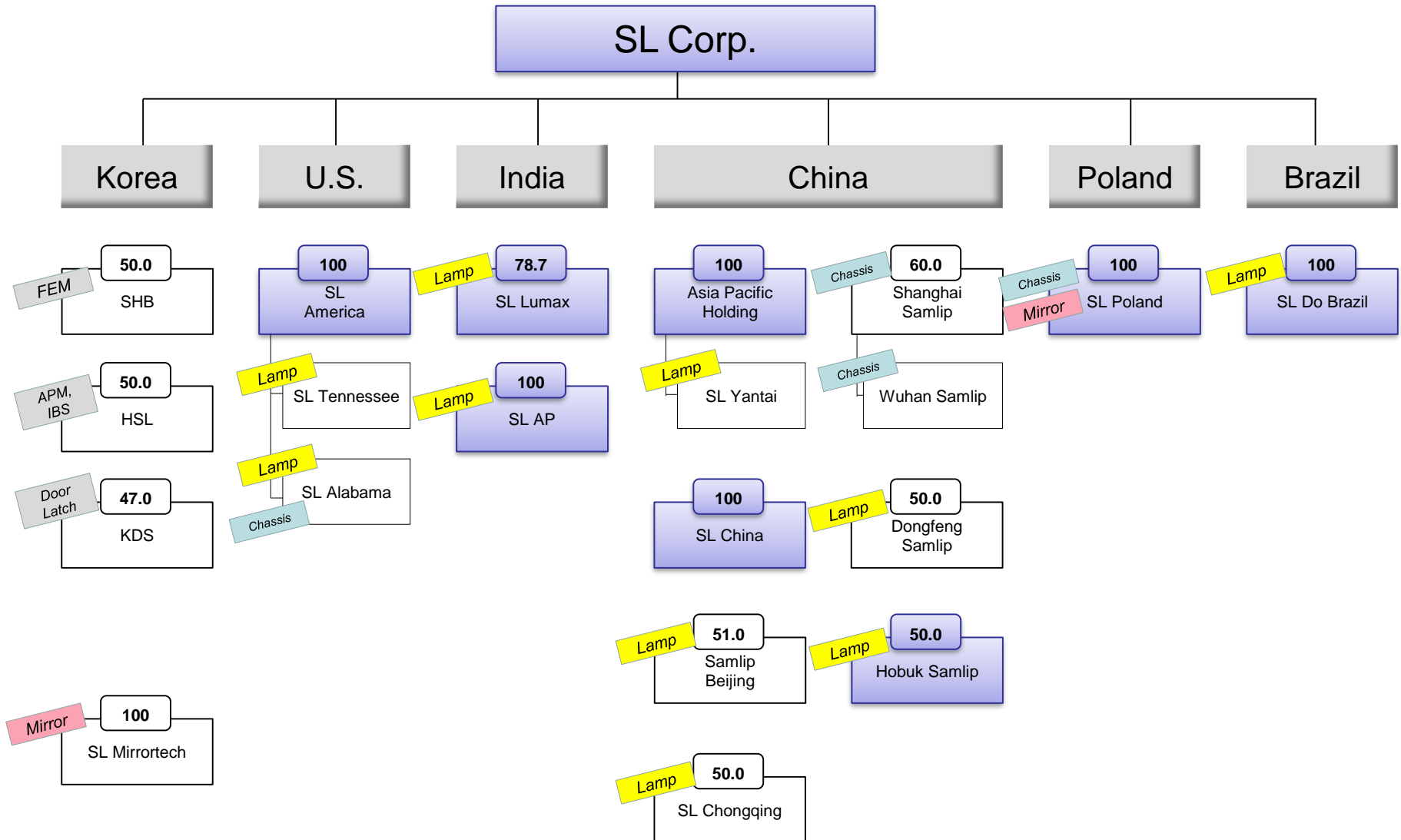
- Revenue: 578.3 bil KRW (15%)



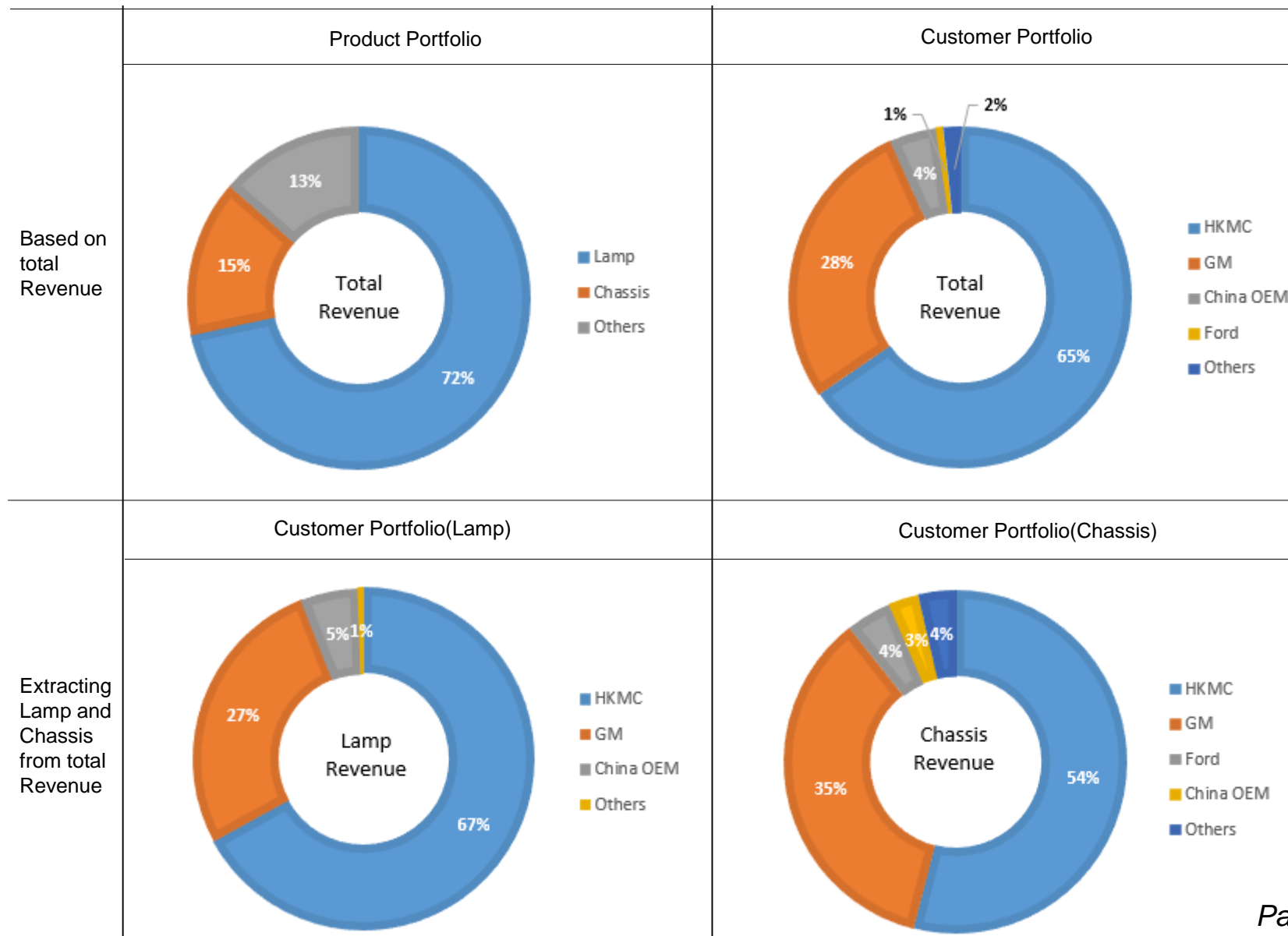
FEM, Electronics, & Others

- Revenue: 1,191.8 bil KRW (30%)

- **FY2018 Combined Revenue :**
3,972.2 bil. KRW



- SL Group Combined Revenue: 4.0 trillion KRW



Headlamp Capacity

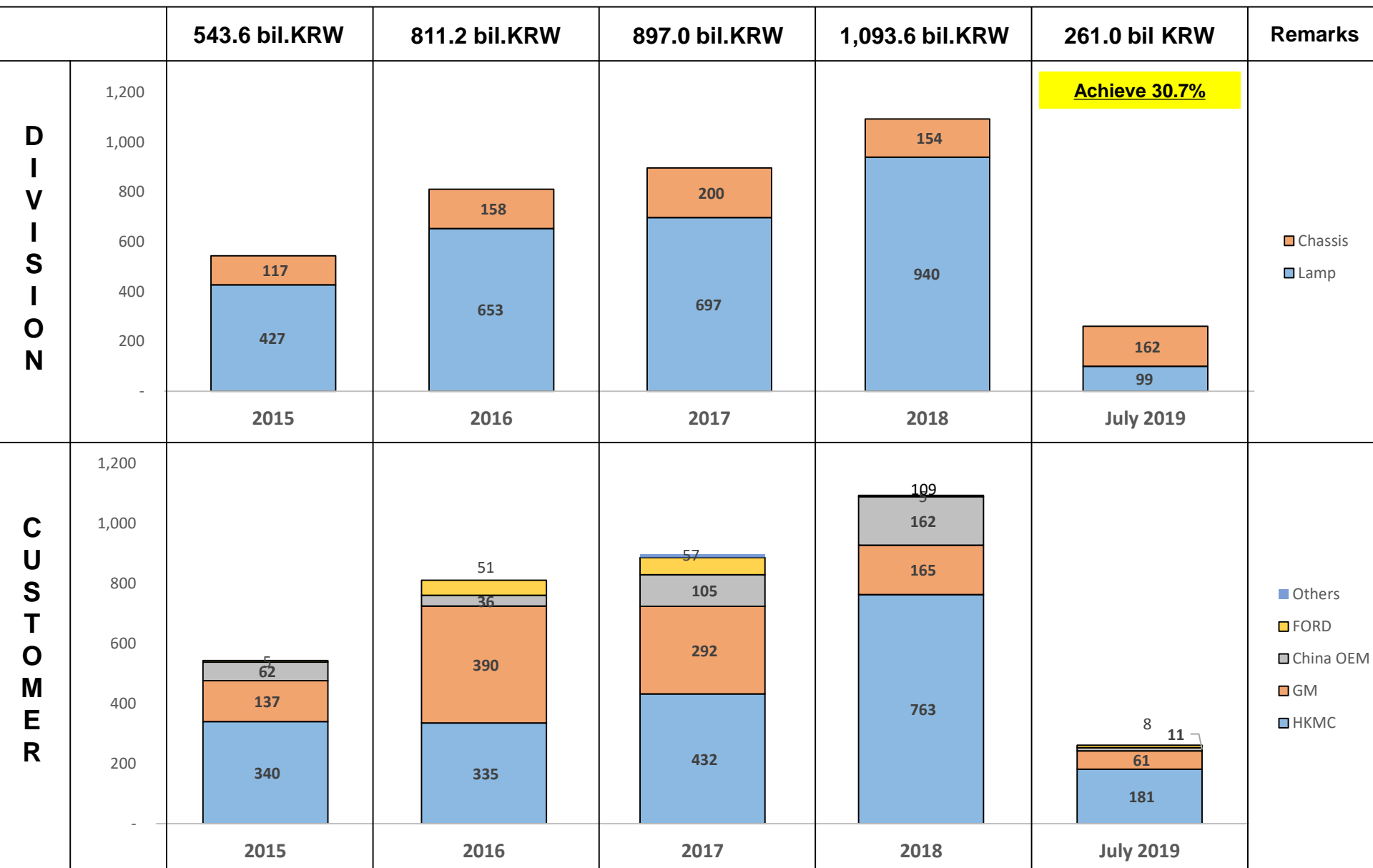


[unit : thousan carsets, %]

Factory	Standard CAPA		Results		Remarks
	Thousand Set	%	Thousand Set	%	
SL Sungsan	920	8.96%	810	88.04%	
SL Daegu	1,290	12.56%	1,120	86.82%	
SL Chunan	1,040	10.13%	840	80.77%	
SL Ansan	1,440	14.02%	1,120	77.78%	
Korea Subtotal	4,690	45.67%	3,890	82.94%	
Beijing	1,280	12.46%	550	42.97%	
Yantai	1,140	11.10%	760	66.67%	
Dongfeng	350	3.41%	310	88.57%	
China Subtotal	2,770	26.97%	1,620	58.48%	
Alabama	830	8.08%	520	62.65%	
Tennessee	870	8.47%	430	49.43%	
U.S. Subtotal	1,700	16.55%	950	55.88%	
Lumax	1,110	10.81%	820	73.87%	
India Subtotal	1,110	10.81%	820	73.87%	
Grand Total	10,270	100.00%	7,280	70.89%	

* Based on FY 2018

Yearly Order Amount



※ The yearly order amount above is calculated based on 1 year revenue

Customer Trend



- Expand LED Light source
- Expand ADB application

Aesthetic
(LED, 신광원)

Consumer Survey



- Bright Light source(LED)
- Favorable Design
- Farther, Brighter

Function
(Safety, Convenience)

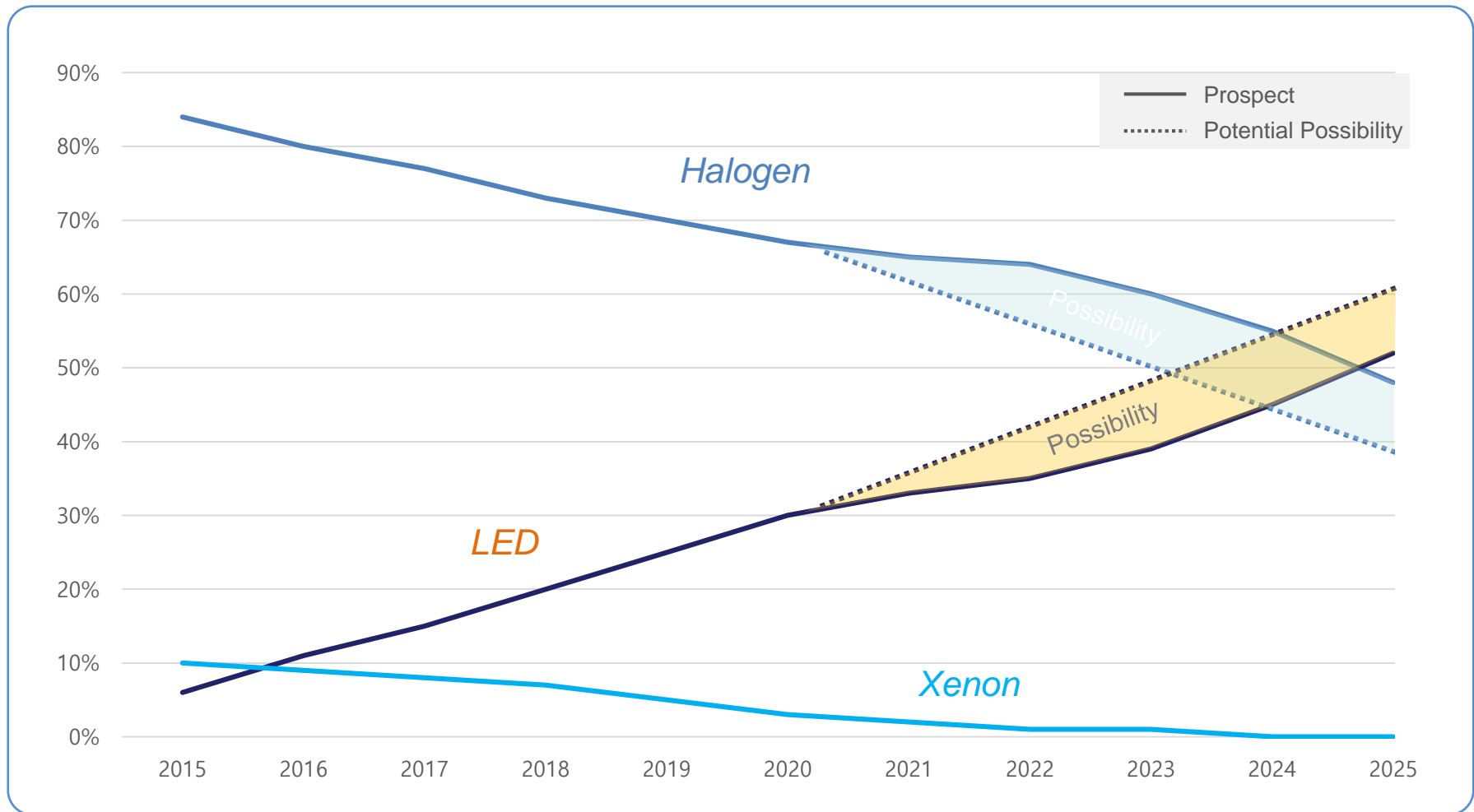
Design Trend



- Brand Identity
- Emotion
- Differentiated

Emotion
(Unique, Sympathy)

(Lamp) Global Light Source Trend



✓ LED replaces Halogen rapidly (Anticipate LED will exceed Halogen in 2025)

Shifter is evolving from Mechanical to Electronics



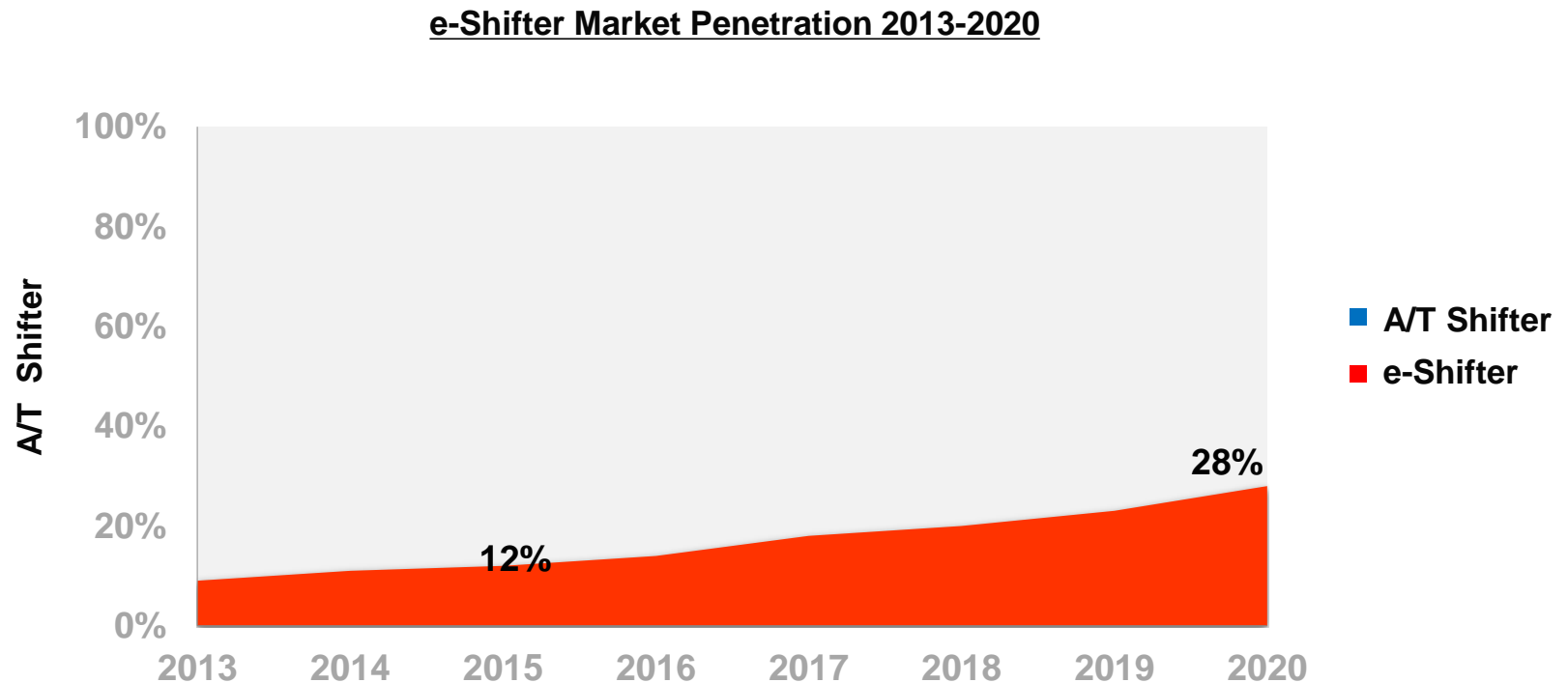
Auto Shifter



e-Shifter

e-Shifter Market Forecast

- E-Shifter accounts for 12% out of global A/T Shifter market in 2015 → Anticipate it will grow up to about 28% in 2020.



Source: IHS



- 2018 Supplier of the Year Awards
- 2017 Product Development Excellence Supplier
- Quality 5 Star Certification
- Technology 5 Star Certification



- 2018 SOY Awards (22nd times)
- 2013 Overdrive Awards



- Q1 Certification



| End of Document